

Acknowledgement for the receipt of AQAR

Dear Sir/Madam

Greetings from NAAC!

We are in receipt of ONLINE AQAR

In case, if we need any clarification, we will contact you.

Thank you,

Regards,
Srikanth
Academic Professional
AQAR unit Head
NAAC
Bangalore

Submitted to Principal Sir
Y. Badri
13/9/13.

Acad. Coord
Pl. for the
LOAC
2012-2013
13/9/13

Acknowledgement for the receipt of AQAR

Dear Sir/Madam

Greetings from NAAC!

We are in receipt of ONLINE AQAR

In case, if we need any clarification, we will contact you.

Thank you,

Regards,
Srikanth
Academic Professional
AQAR unit Head
NAAC
Bangalore

Submitted to Principal Sir
Y. Badri
13/9/13.

Acad. Coord
Pl. for the
LOAC
2012-2013
13/9/13

NAAC Institutional Quality Sustenance and Development Survey

2.

1. Kindly provide the details of the institution

Kindly provide the details of the institution Name of Institution:

P.R.Government College (Auto

Year of Establishment of the Institution:

1884

Address Line 1:

Raja Rama Mohan Roy Road

Address Line 2:

ear Government General Hospital

City/Town:

Kakinada

State:

Andhra Pradesh

Postal Code:

533001

Email Address:

kakinada.jkc@gmail.com

2. NAAC Accreditation/ Reaccreditation Details

NAAC Accreditation/ Reaccreditation Details Year of Accreditation/ Reaccreditation:

2011(Re accreditation)

Current Grade:

B

CGPA:

2.78

3. Institutional Status

Autonomous College

Institutional Status

4. Contact Person Details

Contact Person Details Name of

Lt.Dr. M. Sathya Narayana

Head of Institution:

Contact Phone:

0884-2387888

Email:

satyams_1957@yahoo.co.in

Website URL:

prgc.ac.in

Name of IQAC Co-ordinator

S.Subrahmanyam

Email:

s2009@gmail.com

Prev

Next

3.

SECTION I

This section is related to institutional goals, vision and mission, academic programmes and activities, strategies and action plans for institution building.

5. Number of academic programmes existing (Enter a number; 0 for nil)

Number of academic programmes existing (Enter a number; 0 for nil)

23

Undergraduate (BA/B.Sc./B.Com etc.)

Post Graduate (MA/M.Sc./M.Com etc.)

6

Research Programmes (M.Phil/P.hD)

0

Certificate Programmes

6

Professional Programmes

0

(B.Tech/M.Tech/B.Ed/M.Ed/Medicine/Pharmacy/Paramedical/Nursing etc)

Other value added programmes

3

Any other programme offered (Specify)

2

6. Details on Programme Development (Enter a number; 0 for nil)

Details on Programme Development
(Enter a number; 0 for nil) New
programmes added during the year

0

New programmes designed

4

Programmes under revision

2

Interdepartmental collaborative programmes

HTMLCONTROL Forms.HTML:Text.1

3

Inter institutional collaborative programmes

3 HTMLCONTROL Forms.HTML:Text.1

4

Number of review committee recommendations implemented (Total)

3

Number of NAAC peer team recommendations implemented

8

Number of UGC/any other expert committee recommendations implemented

5

Number of review committee recommendation under implementation

2

Number of NAAC peer team recommendations under implementation

4

Number of UGC/ any other expert committee recommendations under implementation

2

7. Faculty Details (Enter a number; 0 for nil)

Faculty Details (Enter a number; 0 for nil) Total faculty strength required as per norms for all programmes

85

Total faculty on rolls

44

Faculty added during the year

01

Faculty positions vacant

33

Faculty left during the year

02

Total number of visiting faculty

5

Total number of guest faculty

17

8. Qualification of Faculty

Qualification of Faculty PhD and Above

12

MPhil

19

Masters

25

Any other (Specify)

0

9. Faculty qualification improvement

Faculty qualification improvement

1

PhD awarded to existing faculty

MPhil awarded to existing faculty

0

Any other degree awarded to existing faculty

3

10. Administrative Staff Details (Enter a number; 0 for nil)

Administrative Staff Details (Enter a number; 0 for nil) Administrative staff (total sanctioned)

55

Administrative staff (Actual strength)

38

Added during the year of reporting

3

Left during the year

1

Number of posts vacant

15

11. Technical Support Staff Details (Enter a number; 0 for nil)

Technical Support Staff Details (Enter a number; 0 for nil) Technical Support Staff (Total sanctioned strength)

3

Technical Support Staff (Actual strength)

2

Added during the year

01

Left during the year

01

Number of posts vacant

02

Prev

Next

4.

SECTION II

This section surveys the quality sustenance and development activities during the year taken up by IQAC.

It reflects quality management structure, strategies, and processes which

would enhance academic quality of the institution as perceived by faculty, students, alumni, and other stakeholders (social perception of the institution) inline with the vision, mission and goals of the institution.

12. Establishment details

	DD	MM	YYYY
Year of establishment of IQAC	<input type="text" value="15"/>	<input type="text" value="06"/>	<input type="text" value="2004"/>
	Establishment details	Month	Year
	of		
	establishment		
	of IQAC	Day	

13. Composition of IQAC (Enter a number; 0 for nil)

Composition of IQAC (Enter a number; 0 for nil) Number of IQAC members

Number of Alumni in IQAC

Number of Students in IQAC

Number of Faculty in IQAC

Number of Administrative Staff in IQAC

Number of Technical Staff in IQAC

Number of Management Representatives

Number of External experts in IQAC

Number of any other stakeholder and community representatives

14. IQAC Meetings

IQAC Meetings Number of IQAC meetings held during the year

15. Whether Calendar of activities of IQAC formulated for the academic year

Yes



Whether Calendar of activities of IQAC formulated for the academic year

16. IQAC Plans for Development (Enter a number; 0 for nil)

IQAC Plans for Development (Enter a number; 0 for nil) Number of academic programmes proposed

5

Number of value added programmes proposed

4

Number of skill oriented programmes proposed

6

Number of faculty competency and development programmes proposed

2

Number of other staff development programmes proposed

1

Number of student mentoring programmes proposed

4

Number of co-curricular activities proposed

6

Number of inter departmental cooperative schemes proposed

2

Number of community extension programmes proposed

10

Any other programmes proposed (Specify)

1

17. IQAC Plans for development & Implementation (Enter a number; 0 for nil)

IQAC Plans for development & Implementation (Enter a number; 0 for nil) Number of academic programmes implemented

5

Number of value added programmes implemented

4

Number of skill oriented programmes implemented

4

Number of faculty competency and development programmes implemented

2

Number of other staff development programmes implemented

1

Number of student mentoring programmes implemented

4

Number of co-curricular activities implemented

6

Number of inter departmental cooperative programs implemented

2

Number of community extension programmes implemented

08

Any other programmes suggested that are implemented (Specify)

1

18. IQAC Seminars and Conferences (Enter a number; 0 for nil)

IQAC Seminars and Conferences (Enter a number; 0 for nil) Number of seminars/ conferences/ workshops organized by IQAC within the institution

4

Number of participants from the institution

75

Number of participants from outside

29

Number of external experts invited

12

Number of external conferences/seminars/ workshops on institutional quality attended

8

Number of events conducted with IQACs of other institutions as collaborative programmes

4

19. Did IQAC receive any funding from UGC during the year ?

- ☐ Did IQAC receive any funding from UGC during the year ? Yes
☒ No

20. If the response to Qn. 18 is Yes, please provide the amount received from UGC - (Input 0 - if NA/NIL-) Any other source including internal financial support from the management (Specify amount)

If the response to Qn. 18 is Yes, please provide the amount received from UGC - (Input 0 - if NA/NIL-) Any other source including internal financial support from the management (Specify amount)

no

Amount Received from UGC

Amount Received from any other source including the college management

30,000/-

21. Any significant contribution made by IQAC on quality enhancement during current year (Please provide details in bullet format)

Choice Based Credit System awareness Programme
Procurement of Matlab and SPSS soft wares through
Simulation Software was procured in the Physics a

- Analysis of feedback for effective implementation of teaching learning and evaluation process.
- Expanded infrastructure facilities.
- Self appraisal by faculty.
- Academic audit semester wise.
- Campus networking and internet connectivity for all.
- Use of ICT and creation of departmental blogs.
- Preparedness for introducing CBCS from the next academic year.
- Student exchange and collaborative research by way of student projects.
- Automation of student admissions.
- Proposal for major research projects from other agencies of Government Of India.
- Introduction of Faculty forum for staff development activities.
- Introduction of innovative programs and inter disciplinary course combinations from the academic year 2013-14.
- Introduction of CIA in practical sessions.
- Procuring software for Maths labs, SPSS software for statistics and Simulation software for Electronics.
- Consoling, guidance and coaching to nearly 380 students in summer vacations (2013) for competitive exams.
- Established EOC and conducted a short term course on positive discrimination.
- Presentation of papers by staff and students in national science conference.
- Ecological vision by establishing green house in botanical garden and developing medicinal garden.
- ICT classroom teaching made mandatory.
- Started new programs of P.G in Mathematics, Zoology.

5.

SECTION.III

In this section the events, activities, and outputs in the field of research and academic areas are being surveyed.

22. Academic Programmes

Academic Programmes Number of new academic programmes developed or designed by faculty

3

Number of faculty members involved in curriculum restructuring/revision/syllabus development

44

Number of programmes in which evaluation process reformation taken up and implemented

5

Number of active teaching days during the current academic year

189

Average percentage of attendance of students

88

Percentage of classes engaged by guest faculty and temporary teachers

30

Number of self financed programmes offered

1

Number of aided programmes offered

23

Number of programmes discontinued during the year

1

23. Whether any systematic student feedback mechanism is in place ?

Yes

Whether any systematic student feedback mechanism is in place ?

24. Feedback Details (If answer to Question 20 is Yes)

Feedback Details (If answer to Question 20 is Yes) Percentage of courses where student feedback is taken

100

25. Is feedback for improvement provided to the faculty?

Yes

Is feedback for improvement provided to the faculty?

26. Faculty Research, Projects, and Publication details for the year

Faculty Research, Projects, and Publication details for the year
Number of major research projects undertaken during the year

1

Number of minor research projects undertaken during the year	2
Number of major ongoing projects	1
Number of minor ongoing projects	4
Number of major projects completed	0
Number of minor projects completed	2
Number of major project proposals submitted for external funding	3
Number of minor project proposals submitted for external funding	2
Number of research publications in peer reviewed journals	10
Number of research publications in international peer reviewed journals	2
Number of research publications in national peer reviewed journals	8
Number of research papers accepted for publication in international peer reviewed journals	2
Number of research papers accepted for publication in national peer reviewed journals	2
Average of impact factor of publications reported	2
Number of books published	0
Number of edited books published	0
Number of books (single authored) published	0
Number of books (coauthored) published	2
Numbers of conferences attended by faculty	8
Number of international conferences attended	2
Number of national conferences attended	4
Number of papers presented in conferences	4

Number of papers presented in international conferences	2
Number of papers presented in national conferences	4
Number of conferences organized by the institution	2
Number of faculty acted as experts resource persons	4
Number of faculty acted as experts resource persons - international	1
Number of faculty acted as experts resource persons- national	2
Number of collaborations with international institutions	1
Number of collaborations with national institutions	5
Number of linkages created during the year	5
Total budget for research for current year as a percentage of total institution budget	20
Amount of external research funding received in the year	38,00,000
Number of patents received in the year	0
Number of patents applied for in the year	0
Number of research awards/ recognitions received by faculty and research fellows of the institute in the year	0
Number of PhDs awarded during the year	1
Percentage of faculty members invited as external experts/resource persons/reviewers/referees or any other significant research activities	20

[Prev](#)
[Next](#)

SECTION IV

This section deals with Student Mentoring and Support System existing in the institution. This includes student activities, mentoring, and opportunities for development and inclusive practices.

27. Student Details and Support Mechanisms

Student Details and Support Mechanisms The total intake of students for various courses (Sanctioned)

840

Actual enrollment during the year

780

Student dropout percentage during the year

3

Success percentage in the final examination across the courses

85

Number of academic distinctions in the final examination and percentage

65

Number of students who got admitted to institutions of national importance

30

Number of students admitted to institutions abroad

1

Number of students qualified in UGC NET/ SET

1

Number of students qualified GATE/ CAT/ other examination (Specify)

4

28. Does student support mechanism exist for coaching for competitive examinations?

Yes

Does student support mechanism exist for coaching for competitive examinations?

29. Student participation, if response is yes to Qn. 27

Student participation, if response is yes to Qn. 27 Number of students participated

637

30. Does student counselling and guidance service exist ?

Yes

Does student counselling and guidance service exist ?

31. Student participation, if answer to Qn. 29 is yes

Student participation, if answer to Qn. 29 is yes Number of students participated

637

32. Career Guidance

Career Guidance Number of career guidance programmes organized

8

Percentage of students participated in career guidance programmes

60

33. Is there provision for campus placement?

Yes

Is there provision for campus placement?

34. If yes to Qn. 32

If yes to Qn. 32 Number of students participated in campus selection programmes

400

Number of students selected for placement during the year

128

35. Does gender sensitization program exist ?

Yes

Does gender sensitization program exist ?

36. If Answer is Yes to Qn 34

If Answer is Yes to Qn 34 Number of programmes organized

4

37. Student activities

Student activities Number of students participated in external cultural events

25

Number of prizes won by students in external cultural events

3

Number of cultural events conducted by the institute for the students

3

Number of students participated in international sports and games

0

events

Number of students participated in national level sports and games events

20

Number of students participated in state level sports and games events

20

Number of students participated in university level sports and games events

20

Number of prizes won by students in international sports and games events

0

Number of prizes won by students in national level sports and games events

1

Number of prizes won by students in state level sports and games events

1

Number of prizes won by students in university level sports and games events

1

Number of sports and games events conducted by the institute for the students

8

38. Composition of students

Composition of students Percentage of Scheduled Caste

20

Percentage of Scheduled Tribe

9

Percentage of other backward communities

46

Percentage of women students

41

Percentage of physically challenged

1

Percentage of rural students

71

Percentage of urban students

29

39. Scholarships and Financial Support

Scholarships and Financial Support
Number of students availing financial support from the institution

1313

Amount disbursed as financial support from the institution

2081568

Number of students awarded scholarship from the institution

17

Number of students received notable national/international achievements/recognition

03

40. Student initiatives

Student initiatives Number of community upliftment programmes initiated by students

4

Number of literary programmes initiated by students

4

Number of social action initiatives based on science / environment initiated by students

4

Number of student research initiatives

5

Prev

Next

7.

SECTION V

This section surveys the Governance and Innovation at the institution related to quality management. The educational management strategies adopted and in practice for achieving the objectives are focussed.

41. Whether perspective plan for overall developmental activities is created ?

- ☒ Whether perspective plan for overall developmental activities is created ? Yes
☐ No

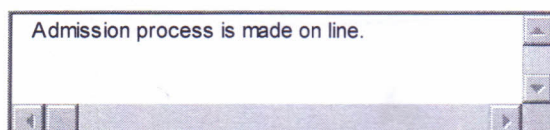
42. If the answer for Qn. 40 is Yes, is the plan implemented and monitored ?

- ☒ If the answer for Qn. 40 is Yes, is the plan implemented and monitored ? Yes
☐ No

43. Whether benchmarking is created for institutional quality management efforts ?

- ☒ Whether benchmarking is created for institutional quality management efforts ? Yes
- ☐ No

44. If the answer to Question 42 is Yes, please list the benchmarking in various areas of development in bullet format



Admission process is made on line.

- - Continuous internal assessment both in theory and practicals.
 - Research and development cell.
 - ICT as teaching learning process.
 - Term wise teaching plan.
 - Mentoring/ Tutor Ward System.
 - Student Orientation activities.
 - Implementation of Academic calendar and institutional plan very systematically.
 - Transparent and effective governance.
 - 100% Student Feed back on Teachers, curricular and other Infra Structural facilities.
 - Self Appraisal by the faculty members.
 - Regular monitoring of student attendance by teacher counselors.
 - Academic audit.
 - Academic and physical expansion.

If the answer to Question 42 is Yes, please list the benchmarking in various areas of development in bullet format

45. Is a Management Information System (MIS) in place ?

- ☒ Is a Management Information System (MIS) in place ? Yes
☐ No

46. If answer to question 44 is Yes, please provide details of MIS applied to

1. Administrative procedures including finance
2. Student admission
3. Student records
4. Evaluation and examination procedures
5. Research administration
6. Others

(enter the respective details corresponding to the serial numbers)

Student admission	
Evaluation and examination procedures	

If answer to question 44 is Yes, please provide details of MIS applied to 1. Administrative procedures including finance 2. Student admission 3. Student records 4. Evaluation and examination procedures 5. Research administration 6. Others (enter the respective details corresponding to the serial numbers)

47. Existence of learning resource management

	Yes
e-database in library	<input checked="" type="radio"/>
ICT and smartclass room	<input checked="" type="radio"/>
e-learning sources (e-Books, e-Journals)	<input checked="" type="radio"/>
Production of teaching modules	<input checked="" type="radio"/>
Interactive learning facilities	<input checked="" type="radio"/>

48. Internal resource mobilization : Kindly provide the amount contributed

Internal resource mobilization : Kindly provide the amount contributed	20000
Research	
Consultancy and training	3000
Student contribution	60000
Alumni contribution	1,50,000

Wellwishers

20000

49. Infrastructure and welfare spending: Please specify the amount

Infrastructure and welfare spending:
Please specify the amount Amount
spent for infrastructure development

30,00,000

Amount spent for student welfare

2,10,000

Amount spent for staff welfare

60000

50. Is delegation of authority practiced

- ☒ Is delegation of authority practiced Yes
☐ No

51. Does grievance redressal cell exist ?

Yes

Faculty

☒

Students

☒

Staff

☒

52. Grievances received from faculty and resolved (Enter a number; 0 for nil)

Grievances received from faculty and
resolved (Enter a number; 0 for nil)
Number of grievances received

2

Number of grievances resolved

2

53. Number of grievances received from students and resolved (Enter a number; 0 for nil)

Number of grievances received from
students and resolved (Enter a
number; 0 for nil) Number of
grievances received

17

Number of grievances resolved

17

54. Number of grievances received from other staff members and resolved (Enter a number; 0 for nil)

Number of grievances received from
other staff members and resolved (Enter a number; 0 for nil) Number of

3

grievances received

Number of grievances resolved

3

55. Has the institution conducted any SWOT analysis during the year

- ☒ Has the institution conducted any SWOT analysis during the year Yes
☐ No

56. The SWOT analysis was done by internal or by external agency

- ☐ The SWOT analysis was done by internal or by external agency Internal
☒ External

57. Kindly provide three identified strengths from SWOT Analysis (in bullet format)

Well equipped laboratories
Un interrupted power supply
Inflibnet facility

- Good Infra Structure for Learning Resources.
- Research and Development Activities.
- Fullest utilization of all eligible schemes of various funding agencies.
- Autonomous college with Potential for excellence to fulfill the objectives of the Higher Education with all quality perspectives.

Kindly provide three identified strengths from SWOT Analysis (in bullet format)


58. Kindly provide three identified weaknesses from the SWOT analysis (in bullet format)

Vacancy of Teaching Positions
Deficiency of Class rooms
No hostel facility for boys

- Limited research activity among the members of the faculty.
- Lack of adequate supporting staff for effective governance and institution maintenance.
- In spite of reiterated and restless efforts by the administration some faculty are detrimental for institutional development.

Kindly provide three identified weaknesses from the SWOT analysis (in bullet format)

59. Kindly provide two opportunities identified from the SWOT analysis (in bullet format)




Research development
More number of PG Programmes

- Well placed and long list of Alumni being 129 old institution.
- Sprawling campus for further development.
- Conducting action research various community problems involving the students by way of projects.

Kindly provide two opportunities identified from the SWOT analysis (in bullet format)

60. Kindly provide two identified challenges/threats from SWOT analysis (in bullet format)

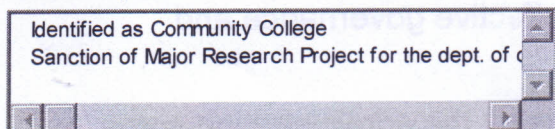


Involvement of public and local governments in occupying the valuable land donated by Pithapur Rajah for the cause of higher education.

- Government policies without considering the objectives laid down for the autonomous and CPE colleges.
- Posting faculty to autonomous colleges and centre for excellence without considering the guidelines in vogue.

Kindly provide two identified challenges/threats from SWOT analysis (in bullet format)

61. Identify any significant progress made by the institution towards achieving the goals and objectives during the year (list below in bullet format)



Identified as Community College
Sanction of Major Research Project for the dept. of c

- One major project for BARC – BRMS , Mumbai and 5 MRPs are in progress.
- One faculty member was awarded Ph.D.

- 3 faculty members have been resource persons for National level Seminars.
- 5 faculty members have published 12 papers in International and National journals.
- MoU with Dayal Bagh university for community college – Skill development and employable courses.
- Construction of Indoor and Out door stadium separately with 1.1 crores.
- State level award to a student in elocution on the eve of consumer's day.
- Highest placement of students through JKC Placement cell
- Functioning of Equal Opportunity Centre for the benefit of disadvantaged sections of students
- Summer coaching for 383 students by UGC fund for entry into various services(coaching for entry into services)
- Conduct of Bioquest and Chemfest besides other institutional programmes
- On the eve of International year of Mathematics , an innovative programme " Math 4 EACH" (Environment ,. Arts ,Culture and Heritage) was conducted
- Statelevel awards in cultural competition activities conducted by Govt. of A.P.
- Many winners in sports and NCC activities(National and University level

Identify any significant progress made by the institution towards acheiving the goals and objectives during the year (list below in bullet format)

62. How do you perceive the role of NAAC in the quality development of your institution (Suggestions in bullet format to be given below)

It is instrumental in quality enhancement in the acade

- Recommendations of NAAC helped us to improve our quality of teaching , learning , research and outreach programmes.
- NAAC assessment has helped us to discover our strengths and weaknesses
- NAAC has shown us the way forward by providing us with guidance and directions to achieve the goals and objectives of this autonomous college with potential for excellence,

➤ How do you perceive the role of NAAC in the quality development of your institution (Suggestions in bullet format to be given below)

Prev

Next

8.

CONCLUDING REMARKS

This exercise is intended to make a self analysis of the quality development of the institution during the year. The perspective plan and implementation for every year is to be documented and analysed to get a cumulative index for the period of accreditation and reaccreditation. Any substantial changes / initiative in this direction is to be separately listed. The best practices in various areas can be listed as a separate annexure. The data will be used to create a quality profile based on the total score index arrived at and this would help to map the institutions' strengths and areas of improvement.

NAAC will provide feedback and a quality profile based on analysis of your inputs if you desire so.

Thank you for your participation.

Prev

Done